

Committee:	Corporate Parenting
Date:	31 July 2008
Subject:	INFORMATION REPORT – Activity and Performance
Responsible Officer:	Corporate Director of Children’s Services - Paul Clark
Portfolio Holder:	Portfolio Holder for Children’s Services - Councillor Christine Bednell
Exempt:	No
Enclosures:	CLA & CPR Activity and Performance Report

1. Summary

FOR INFORMATION

This report sets out key data relating to Children Looked After (CLA) and Children on the Child Protection Register (CPR), plus key performance indicators to the end of 2007-8.

Key points for this period:

- None of the indicators relating to CLA and CPR were red – compared with two at the end of 2006/7
- No indicators dropped a performance band, 4 improved by at least one band
- Participation of CLA in their reviews has been sustained at a new high level of 95%
- through careful management and improved team stability, a much more balanced position has been achieved for CPR indicators

- the need remains for careful management of children who have a long-term CP plan – this is being addressed by the relevant managers
- use of in-house foster carers has increased further, meaning better placements and value for money
- this overall picture has supported an improved score of 3 out of 4 in our annual self-assessment which we are confident will be upheld by Ofsted

2. Financial Implications

No significant financial implications.

3. Performance Issues

This report provides latest performance on statutory indicators for children's social care. The Panel may wish to provide direction following an analysis of current performance.

4. Contacts

David Harrington, Service Manager, Performance
020 8424 9248
david.harrington@harrow.gov.uk

Dipika Patel, Senior Performance Officer, Children's Social Care
020 8424 9258
dipika.patel@harrow.gov.uk



Corporate Parenting

July 2008

**CLA & CPR Activity
To end of May 2008**

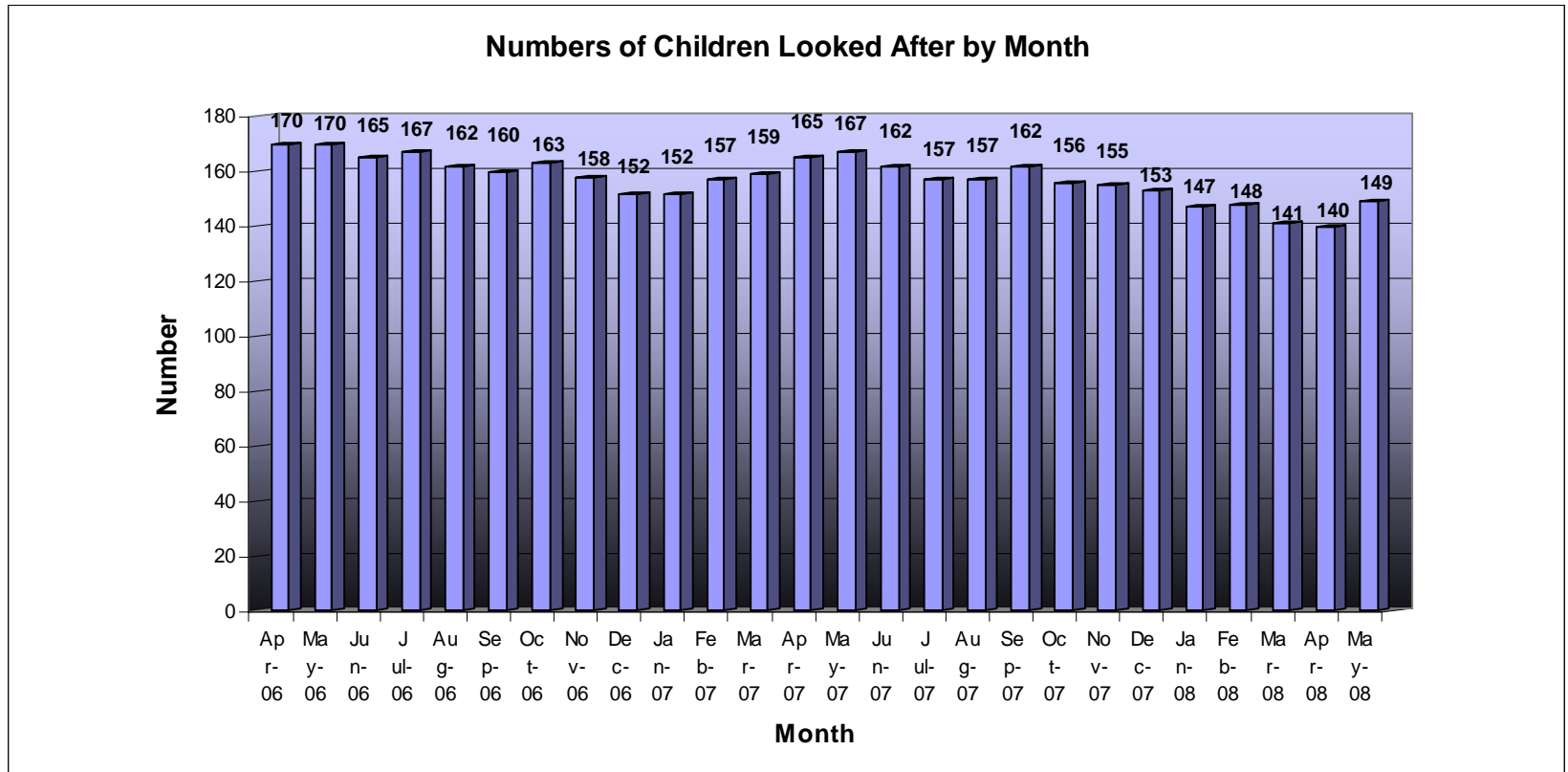
1) SAFETY OF VULNERABLE CHILDREN (CHILDREN LOOKED AFTER).....	3
2) CLA AGE AND GENDER BREAKDOWN	4
3) CLA BY ETHNICITY	5
4) CLA BY PLACEMENT TYPE AT 31 ST MAY 2008.....	6
5) CLA - OTHER DATA AS AT 31 ST MAY 2008.....	7
6) BREAKDOWN OF CATEGORY OF NEED	8
7) CPR BY MONTH APRIL 2006 TO MAY 2008	9
8) CPR BY AGE AND GENDER	10
9) CPR BY ETHNICITY	11
10) CPR BY NATURE OF ABUSE.....	12
11) DURATION OF CHILDREN ON THE PROTECTION REGISTER	13
12) KEY PERFORMANCE INDICATORS WITH PERFORMANCE FOR 2007-08	14

1) Safety of Vulnerable Children (Children Looked After)

There were **149** children looked after in Harrow on 31st May 2008.

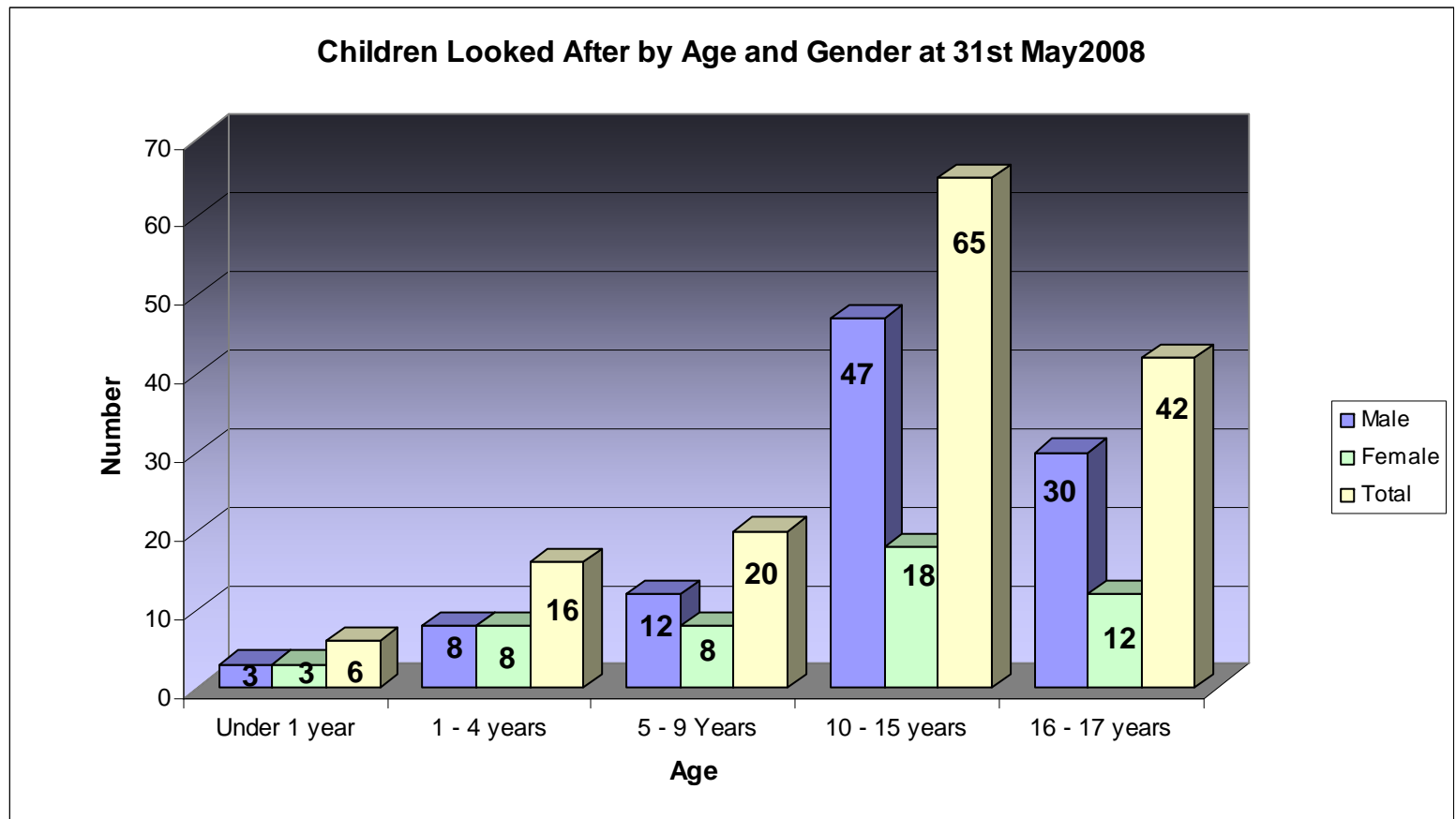
The bar chart below shows the number of children looked after by month from April 2006 to May 2008.

Month	No. of CLA
Apr-06	170
May-06	170
Jun-06	165
Jul-06	167
Aug-06	162
Sep-06	160
Oct-06	163
Nov-06	158
Dec-06	152
Jan-07	152
Feb-07	157
Mar-07	159
Apr-07	165
May-07	167
Jun-07	162
Jul-07	157
Aug-07	157
Sep-07	162
Oct-07	156
Nov-07	155
Dec-07	153
Jan-08	147
Feb-08	148
Mar-08	141
Apr-08	140
May-08	149



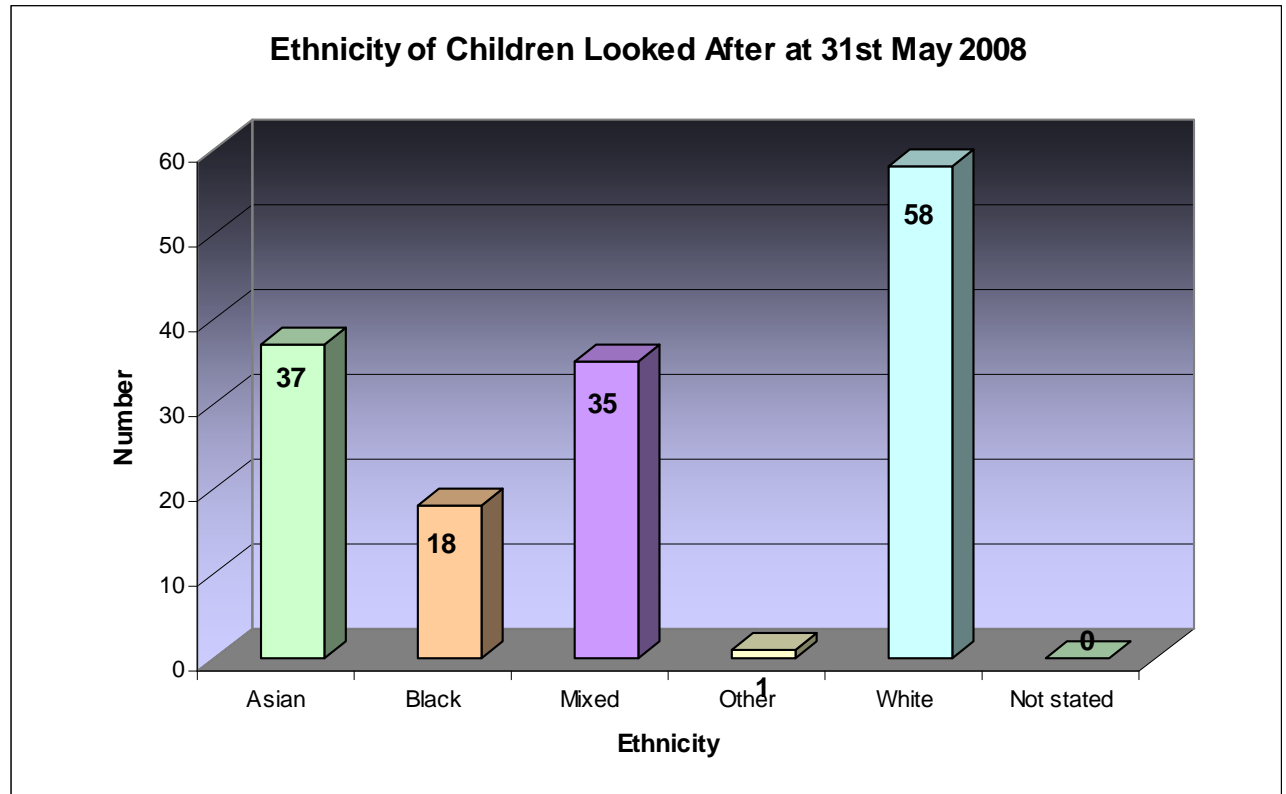
2) CLA Age and Gender Breakdown

Age	Male	Female	Total
Under 1 year	3	3	6
1 - 4 years	8	8	16
5 - 9 Years	12	8	20
10 - 15 years	47	18	65
16 - 17 years	30	12	42
Total	100	49	149



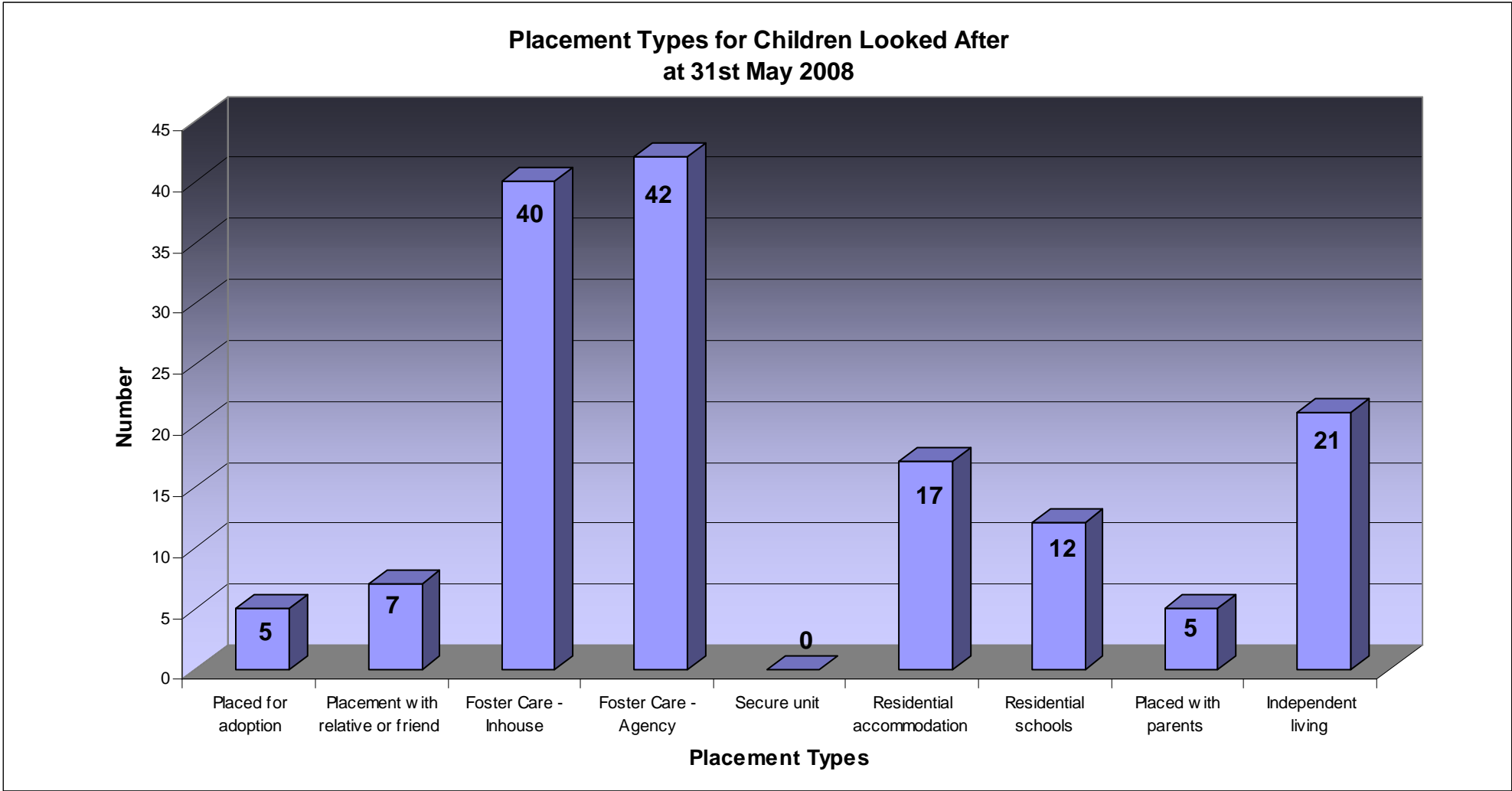
3) CLA by Ethnicity

Ethnicity	No. of CLA
Asian	37
Black	18
Mixed	35
Other	1
White	58
Not stated	0
Total	149



4) CLA by Placement Type at 31st May 2008

Placement Type	No. of CLA
Placed for adoption	5
Placement with relative or friend	7
Foster Care - Inhouse	40
Foster Care - Agency	42
Secure unit	0
Residential accommodation	17
Residential schools	12
Placed with parents	5
Independent living	21



Data to May 2008

5) Children Looked After - Other Data as at 31st May 2008:

Number of Children Placed Out of Borough: **62**

Breakdown Of types of Residential Placements:

304 Honeypot Lane: **5**

Other Childrens Homes: **8**

Other supportive residential placements (pre - independence, mother & baby etc) - **4**

Residential Schools: **12**

Social Work Allocation: **99.35%**

Prediction for Adoptions: **At present 5 children are in preadoptive placements.**

CLA GCSE Results - 2007:

Attained at least 1 A* - G: **46.15%**

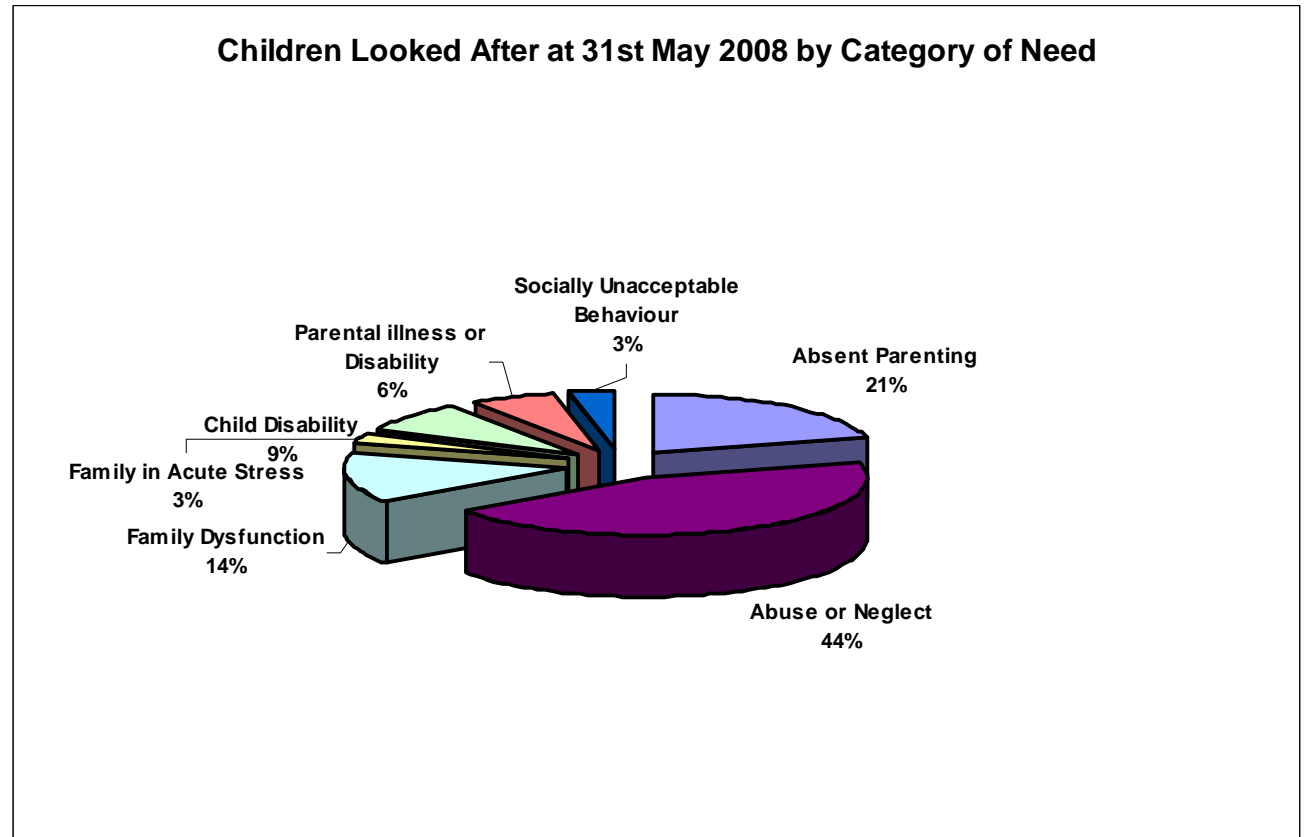
Attained 5 or more A* - G: **43.15%**

Attained 5 or more A* -C: **5.38%**

6) Breakdown of Category of Need

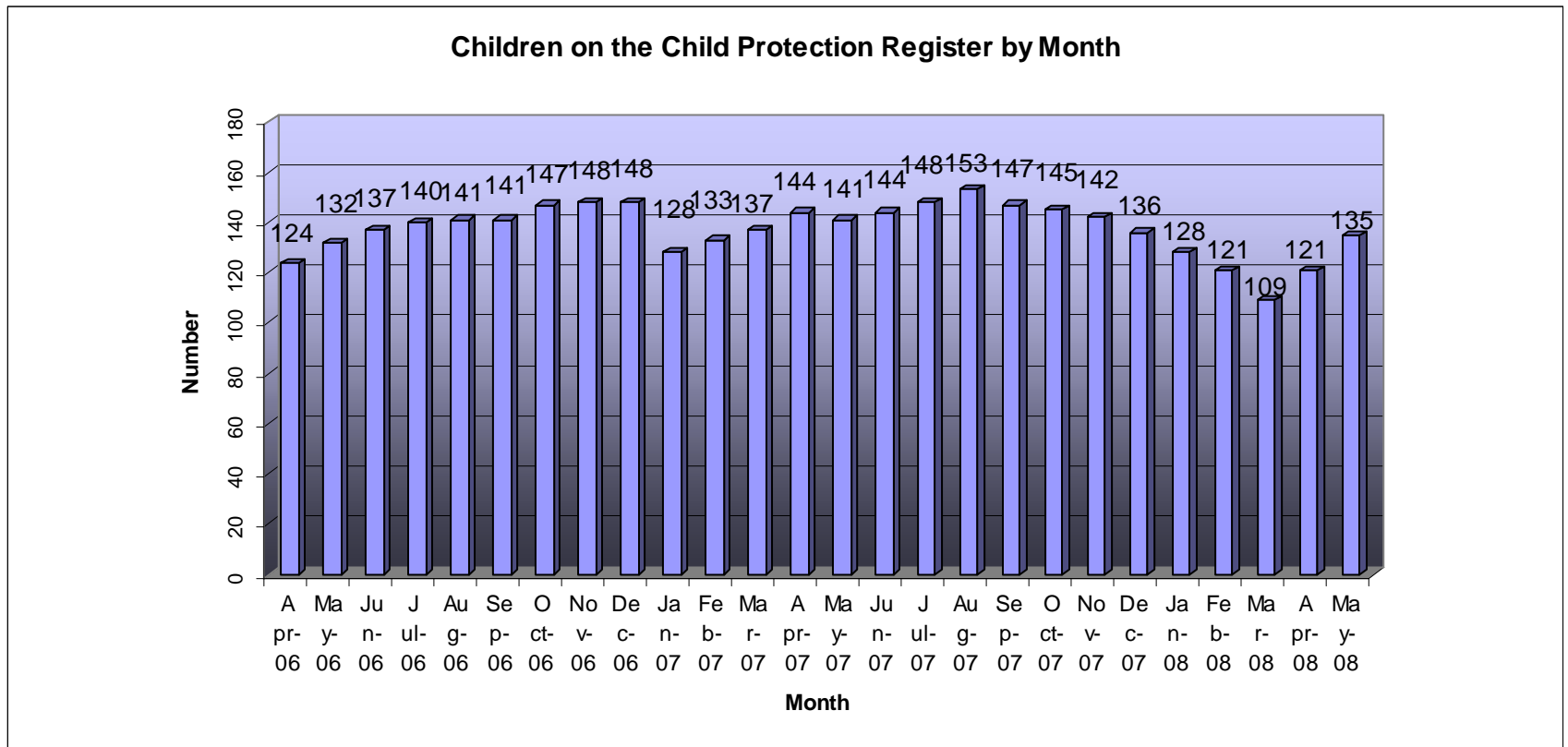
The breakdown of category of need recorded when a child becomes looked after.

Category of Need	Number
Absent Parenting	31
Abuse or Neglect	66
Family Dysfunction	21
Family in Acute Stress	4
Child Disability	13
Parental illness or Disability	9
Socially Unacceptable Behaviour	5
Unknown	0



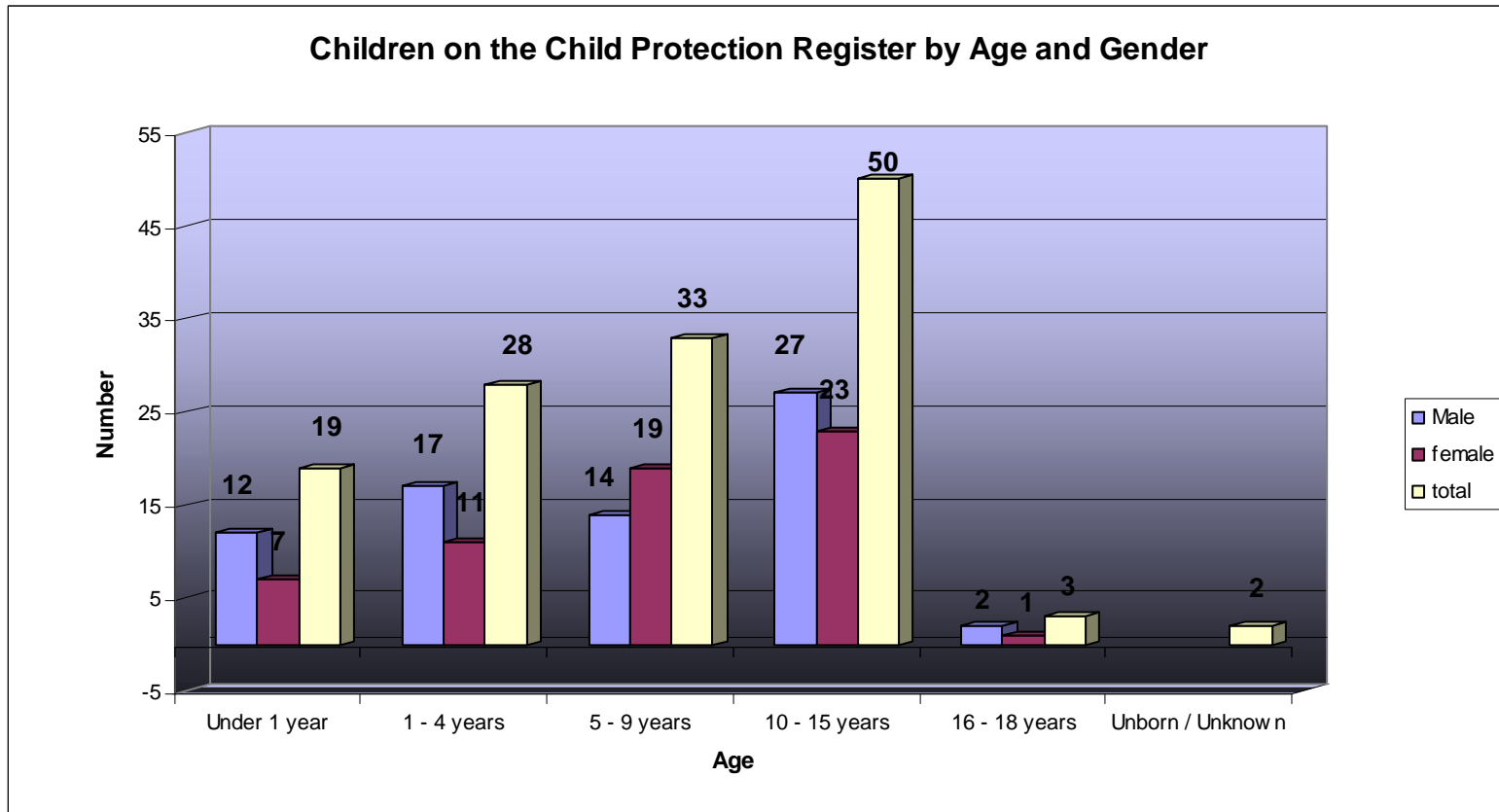
7) CPR by month April 2006 to May 2008

Month	CPR
Apr-06	124
May-06	132
Jun-06	137
Jul-06	140
Aug-06	141
Sep-06	141
Oct-06	147
Nov-06	148
Dec-06	148
Jan-07	128
Feb-07	133
Mar-07	137
Apr-07	144
May-07	141
Jun-07	144
Jul-07	148
Aug-07	153
Sep-07	147
Oct-07	145
Nov-07	142
Dec-07	136
Jan-08	128
Feb-08	121
Mar-08	109
Apr-08	121
May-08	135



8) CPR by Age and Gender

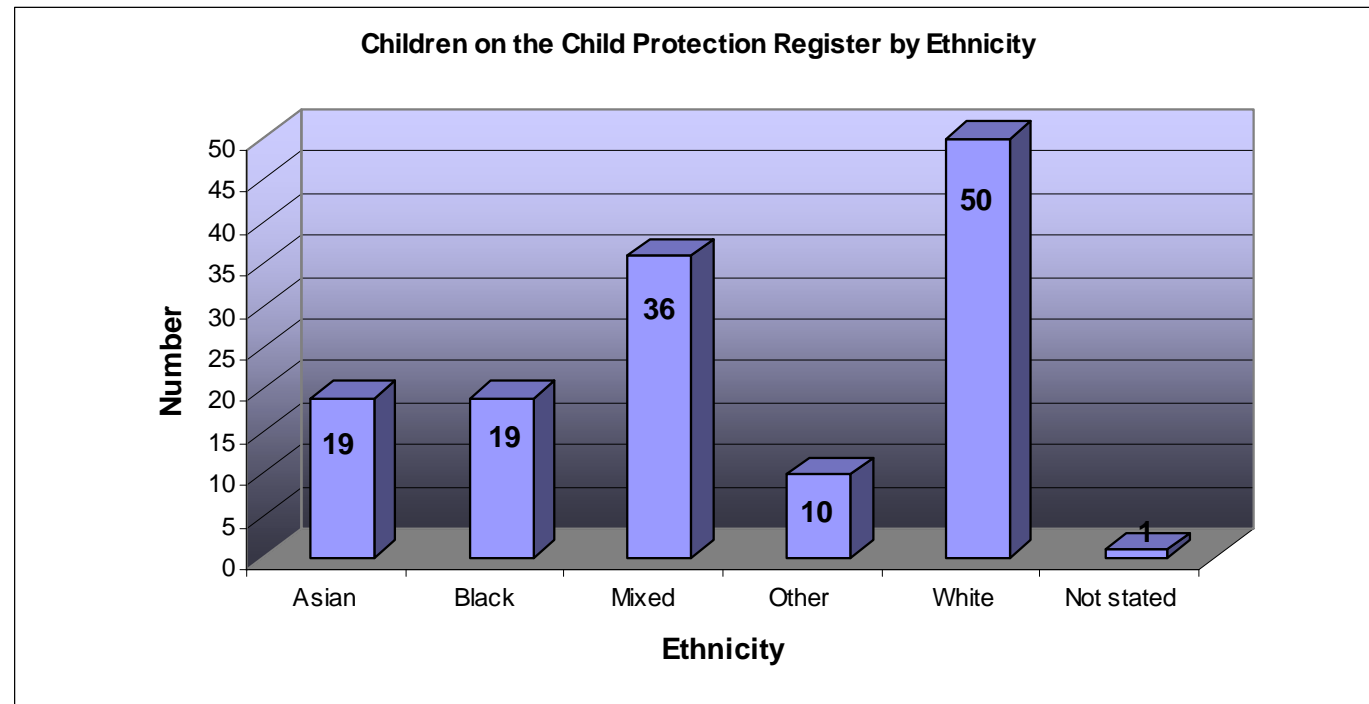
Age	Male	Female	Total
Under 1 year	12	7	19
1 - 4 years	17	11	28
5 - 9 years	14	19	33
10 - 15 years	27	23	50
16 - 18 years	2	1	3
Unborn / Unknown			2
Total	72	61	135



9) CPR by Ethnicity

Breakdown of ethnicity of those children on the Child Protection Register as at 31st May 2008

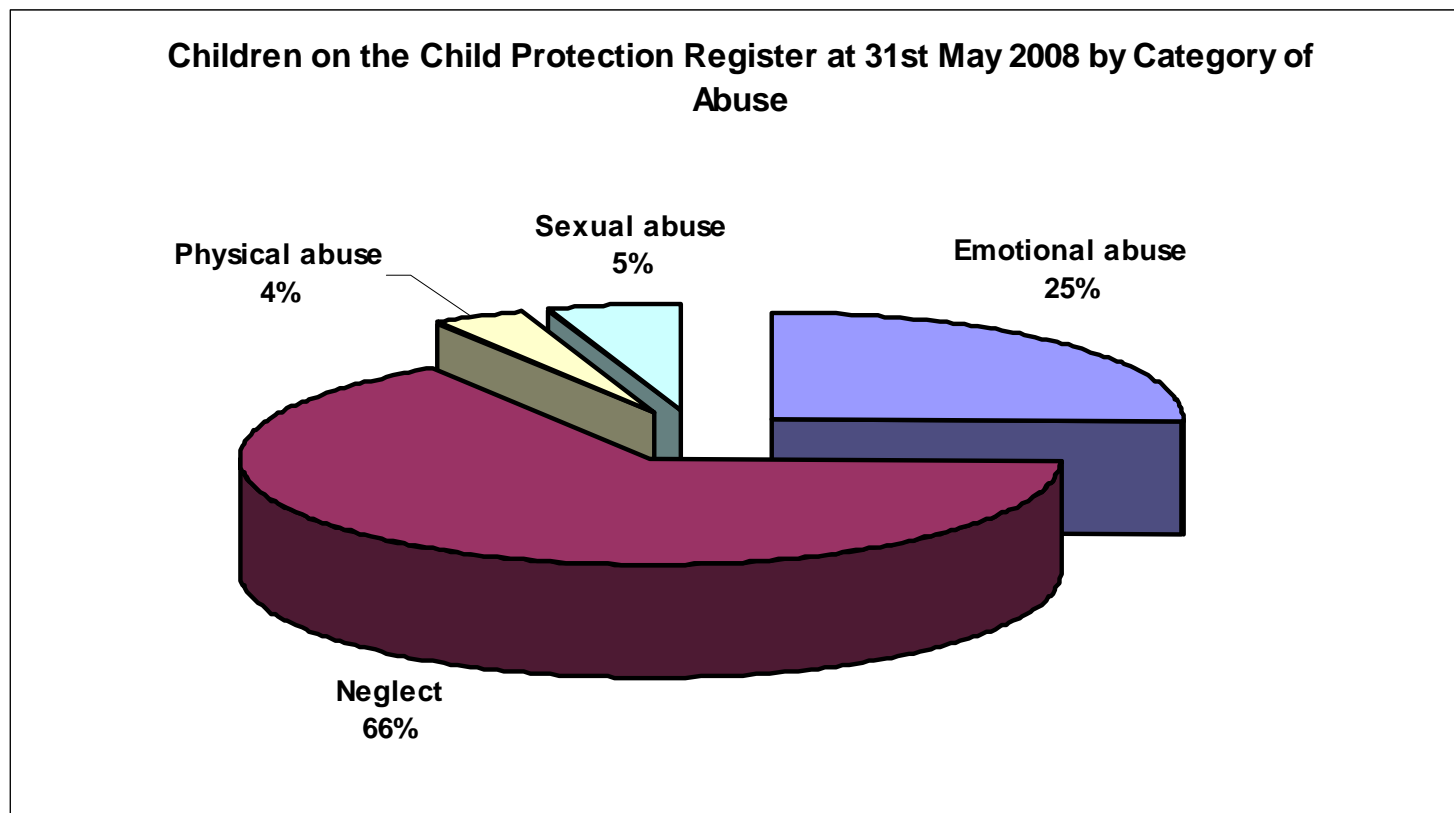
Ethnicity	Count
Asian	19
Black	19
Mixed	36
Other	10
White	50
Not stated	1



10) CPR by Nature of Abuse

Breakdown of registration categories of those children on the Child Protection Register as at 31st May 2008

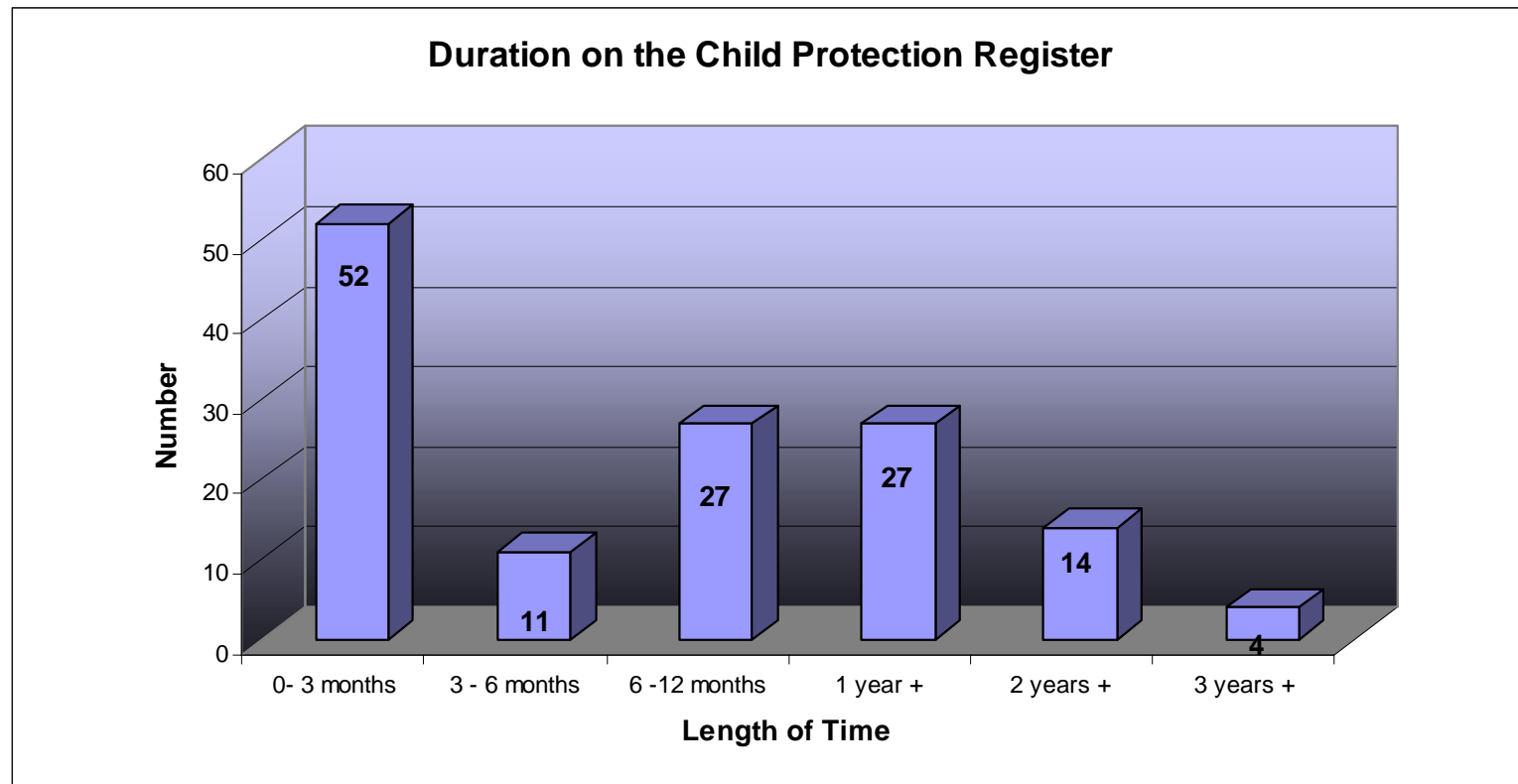
Registration Category	Count
Emotional abuse	34
Neglect	89
Physical abuse	5
Sexual abuse	7



11) Duration of Children on the Protection Register

This table shows the number of children on the child protection register by length of time since registration at 31st May 2008.

Registered	Number
0- 3 months	52
3 - 6 months	11
6 -12 months	27
1 year +	27
2 years +	14
3 years +	4



12) Key Performance Indicators with performance for 2007-08

Domain	PAF	BVPI	Indicator	2007	2008	Comments	Stat neighbour comparator 2006/7 (latest available)	Target 2008/9
A. Being Healthy	C19		Health of children looked after - The average of the percentages of children looked after continuously for at least 12 months, and who had a dental check and a medical assessment during the previous 12 months.	88%	95%	We have met our target for 2007-08, which is 95.3% and this is brilliant performance! (The return period for this indicator is at the end of september.)	84%	95%
B. Staying safe	A3		Re-registrations on the Child Protection Register - The percentage of children registered during the year on the Child Protection Register who had been previously registered.	11%	14%	Measures are in place to ensure that children have adequate monitoring and support in place following de-registration. The drop in performance this year was due to re-registration of some large sibling groups.	12%	13%
	C24		Children looked after absent from school - The percentage of children who had been looked after continuously for at least 12 months and were of school age, who missed a total of at least 25 days of schooling for any reason during the previous school year.	14%	14%	Remained in the middle band for 2007-8. Education welfare team is being strengthened with CLA specialist which should help address issue of out of borough children.	10%	10%
	C20	162	Reviews of child protection cases (KT) - The percentage of child protection cases which should have been reviewed during the year that were reviewed.	96%	98%	Good performance. 2 reviews were late.	99%	100%
	C21		Duration on the Child Protection Register - The percentage of children deregistered from the Child Protection Register during the year who had been on the Register continuously for two years or more.	22%	13%	2006/7 poor performance was a reflection on difficulty in progressing CP plans. This situation arose due to low staffing stability and the consequent overriding need to ensure children remained safe by not de-registering prematurely. Performance has improved significantly due to greater team stability and careful management of CP cases.	6%	10%

Domain	PAF	BVPI	Indicator	2007	2008	Comments	Stat neighbour comparator 2006/7 (latest available)	Target 2008/9
	C23	163	Adoptions of children looked after (KT) - The number of looked after children adopted during the year as a percentage of the number of children looked after (excluding unaccompanied asylum seekers) who had been looked after for 6 months or more.	3%	14%	Huge turnaround in performance. The newly established partnership with Coram and the work of Permanency Tracking Panel are yielding very good results.	6%	14%
	C64		Timing of core assessments - The percentage of Core Assessments that were completed within 35 working days of their commencement.	60%	77%	Performance has improved significantly due to reconfiguration of team and improved monitoring.	72%	80%
	C68		Timeliness of reviews of Children looked after - The percentage of children looked after cases which should have been reviewed during the year that were reviewed during the year.	93%	90%	Performance remained at a similar level to 2006/7 and is below what would be expected. Work is ongoing between social work teams and Children's Safeguarding and Review Unit to improve this position.	91%	92%
	A1	49	Stability of placements of children looked after (KT) - The percentage of children looked after with three or more placement moves in the year.	14%	10%	Very good performance	13%	10%
	D78		Long term stability of CLA (2.5 years) - The percentage of children aged under 16 who had been looked after continuously for at least 2.5 years, who were living in the same placement for at least 2 years, or are placed for adoption.	59%	58%	This indicator is currently unbanded. Long term stability is an LAA target and we have agreed a target of 62% with central government.	67%	62%
	B79		Children aged 10-15 in foster placements or placed for adoption - Of children aged at least 10 and under 16 looked after (excluding those placed with parents) the percentage who were in foster placements or placed for adoption.	64%	70%	This indicator is currently unbanded but we have made improvement. Action is being taken to maximise stable placements which should take us steadily towards the statistical neighbour average.	82%	75%

Domain	PAF	BVPI	Indicator	2007	2008	Comments	Stat neighbour comparator 2006/7 (latest available)	Target 2008/9
D. Make a Positive Contribution	C18		Final warnings/reprimands and convictions of CLA - The percentage of children aged 10 or over who had been looked after continuously for at least 12 months, who were given a final warning/reprimand or convicted during the year for an offence committed whilst they were looked after, expressed as a ratio of the percentage of all children aged 10 or over given a final warning/reprimand or convicted for an offence in the police force area.	3%	tbc	Convictions and final warnings for CLA remain low.	1%	1%
	C63		Participation of looked after children in reviews - The number of children and young people who communicated their views for each of their statutory reviews in the year as a percentage of the number of children and young people who were looked after during the year for more than four weeks.	90%	97%	Very good performance - The new system, View Point, and efforts of teams involved have greatly enhanced performance.	93%	95%

Guide to Key Performance Indicator bandings

Very Good
Good
Acceptable
Ask Questions
Investigate Urgently

CF/A1	Stability of placements of CLA	0<16.01	.	.	16.01<20	20<=100
CF/A3	Re-registrations on the CPR	0<3	3<6	6<8	8<10	10<15	15<17.21	17.21<20	20<24	24<=100
CF/B79	CLA - foster/placed for adoption NEW	unbanded for 2005-06								
CF/C18	Final warnings/reprimands and convictions of CLA	.	0<1	1<3	3+	.
CF/C19	Health of children looked after	0<50	50<60	60<70	70<80	80<=100
CF/C20	Reviews of child protection cases	0<92.5	92.5<95	95<97.5	97.5<100	100
CF/C21	Duration on the CPR	0<10	10<15	15<20	20<=100
CF/C23	Adoptions of children looked after	0<3	3<6	6<7	7<8	8<25	.	.	25<=100	.
CF/C24	Children looked after absent from school	0<5	5<10	10<15	15<20	20+
CF/C64	Timing of core assessments	0<60	60<70	70<75	75<80	80<=100
CF/C68	Timeliness of reviews for LAC	0<80	80<85	85<90	90<95	95<=100
CF/D78	Long term stability of CLA NEW	unbanded for 2005-06								